

RETURN TO MAIN INDEX

PARTS LIST FOR HANDY MIG

Index of Sub Assemblies	Index of Sub Assemblies	Index of Sub Assemblies	Index of Sub Assemblies
Illustration of Sub Assemblies	Illustration of Sub Assemblies	Illustration of Sub Assemblies	Illustration of Sub Assemblies

HANDY MIG



NOTES

HANDY MIG



HANDY MIG

For Code: 10919

Do Not use this Parts List for a machine if its code number is not listed. Contact the Service Department for any code numbers not listed.

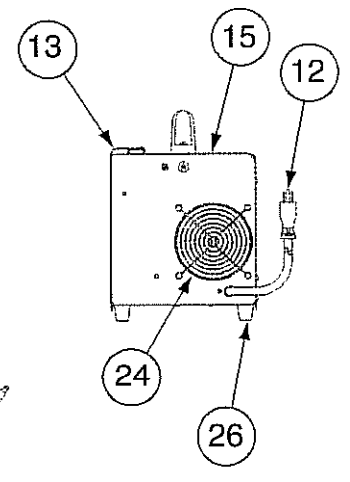
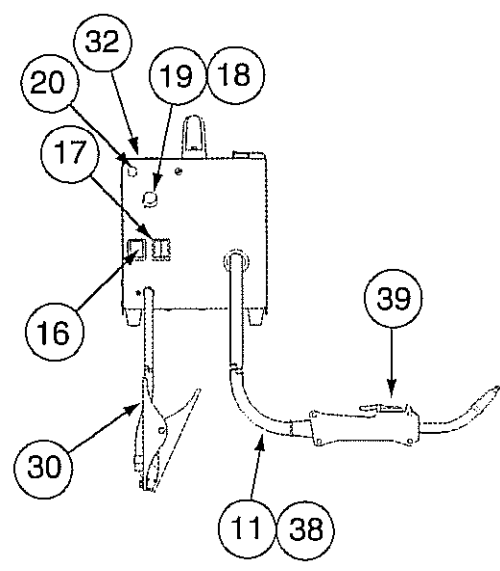
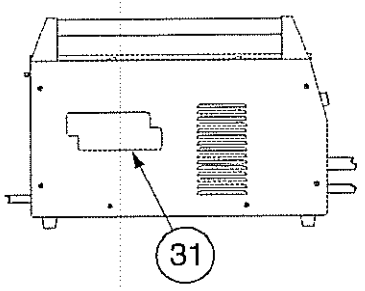
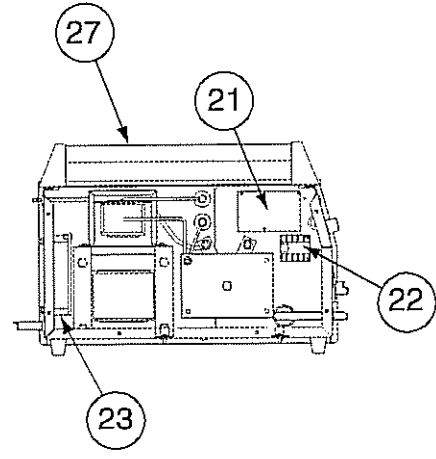
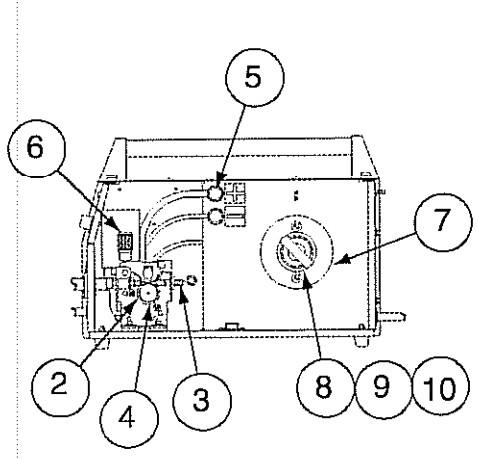
Use the Illustration of Sub-Assemblies page and the table below to determine which sub assembly page and column the desired part is located on for your particular code machine.

Sub Assembly Item No.									
SUB ASSEMBLY PAGE NAME	General Assembly								
PAGE NO.	P437-C								
CODE NO.									
10919	1								



General Assembly

Index of Sub Assemblies	Index of Sub Assemblies	Index of Sub Assemblies
Part Numbers	Part Numbers	Part Numbers



Indicates a change this printing.

Use only the parts marked "x" in the column under the heading number called for in the model index page.

ITEM	DESCRIPTION	PART NO.	QTY.	1	2	3	4	5	6	7	8	9
1	Diffuser (Not Shown)	S25351-1	1	X								
2	Drive Roll	S25351-2	1	X								
3	Incoming Wire Guide	S25351-3	1	X								
4	Drive Roll Locking Nut	S25351-4	1	X								
5	Polarity Thumbscrew	S25351-5	2	X								
6	Wire Drive Assembly	S25351-6	1	X								
7	Wire Reel Spindle	S25351-7	1	X								
8	Wire Reel Spring	S25351-8	1	X								
9	Wire Reel Collar	S25351-9	1	X								
10	Wire Reel Locking Nut	S25351-10	1	X								
11	Gun & Cable Assembly	S25351-11	1	X								
12	Input Cord	S25351-12	1	X								
13	Wire Drive Door & Hinge Assembly	S25351-13	1	X								
15	Wraparound	S25351-15	1	X								
16	On/Off Switch	S25351-16	1	X								
17	Heat Range Switch	S25351-17	1	X								
18	Potentiometer	S25351-18										
19	WFS Knob	S25351-19	1	X								
20	Thermal Light	S25351-20	1	X								
21	P.C. Board	S25351-21	1	X								
22	Contactors	S25351-22	1	X								
23	Fan	S25351-23	1	X								
24	Fan Shroud	S25351-24	1	X								
26	Foot	S25351-26	4	X								
27	Handle Assembly, Includes: (Handle End Caps)	S25351-27	1	X								
30	Work Clamp	S25351-33	1	X								
31	Logo Decal	S25351-34	2	X								
38	Liner	S25351-50	1	X								
39	Trigger Assembly	S25351-51	1	X								
	Items Not Shown:											
	Wiring Diagram	S25351-36	1	X								
	Flux Core Nozzle	S25351-37	1	X								
	.035" (0.9 mm) Contact Tip	S25351-38	2	X								
	.023-.025 (0.6 mm) Contact Tip	S25351-48	3	X								
	Nameplate	S25351-39	1	X								
	Regulator	S25351-40	1	X								
	Gas Hose	S25351-41	1	X								
	Hose Clamp	S25351-42	2	X								
	Hand Shield	S25351-43	1	X								
	Warning Decal	S25351-35	1	X								
	Procedure Decal	S25351-44	1	X								
	Chipping Hammer/Brush	S25351-45	1	X								
	1lb. Spool of .025 MIG Wire	S25351-46	1	X								
	1lb. Spool of .035 FCAW Wire	S25351-47	1	X								
	Gas Nozzle	S25351-49	1	X								

#

Index of Sub Assemblies
Sub Assembly Illustration

Index of Sub Assemblies
Sub Assembly Illustration

Index of Sub Assemblies
Sub Assembly Illustration

Index of Sub Assemblies
Sub Assembly Illustration



Index of Sub Assemblies Index of Sub Assemblies Index of Sub Assemblies Index of Sub Assemblies

NOTES

HANDY MIG

